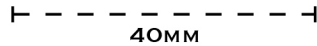


Koenigsegg

RING SIZES

PRINT THIS AND FIND A RULER WHICH CAN MEASURE EXACTLY 40 MILLIMETRES. IN ORDER TO ENSURE CORRECT MEASUREMENTS, MAKE SURE PAGE SCALING IS SET TO "NONE" OR "OFF" PRIOR TO PRINTING.

1:1 = A4



FIND A RING, POSSIBLY A 'BAND' TYPE RING, WHICH IS EXACTLY YOUR SIZE. CHOOSE YOUR SIZE BY PLACING THE RING ON THE SHEET: THE INSIDE DIAMETER OF THE RING SHOULD MATCH THE DIAMETER OF ONE OF THE CIRCLES.


USE A RULER OR CALLIPERS TO MEASURE THE INSIDE DIAMETER OF THE RING AND FIND THE EQUIVALENT DIAMETER OF ONE OF THE CIRCLES. FOR EXAMPLE, IF YOUR RING HAS AN INSIDE DIAMETER OF 16.6 MM, THIS WILL CORRESPOND TO SIZE 52. IF THE DIAMETER FALLS BETWEEN TWO SIZES, CHOOSE THE LARGER SIZE.

REMEMBER TO MEASURE YOUR SIZE AT ROOM TEMPERATURE. YOUR FINGERS WILL USUALLY BE SLIGHTLY SMALLER IN THE WINTER THAN IN THE SUMMER

– COLD FINGERS IN THE WINTER – WARM FINGERS IN THE SUMMER.

THE SIZE OF THE RING MAY DEPEND ON THE DESIGN OF THE RING AND ITS FIT ON YOUR FINGER. A WIDE RING MAY REQUIRE A LARGER SIZE AND SEVERAL RINGS WORN ON THE SAME FINGER MAY ALSO REQUIRE A LARGER SIZE.

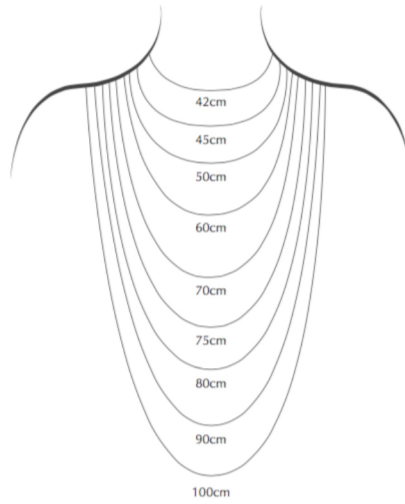
THEREFORE ORDER 1 SIZE LARGER THAN YOU WOULD FOR A SINGLE NARROW RING. PLEASE TAKE A POTENTIAL WIDE KNUCKLE INTO CONSIDERATION.



RING SIZE CONVERSION TABLE

FINGER CIRCUMFERENCE IN MM	RING SIZE			
	EUROPE	USA	UK	JAPAN
44	44	3	F 1/2	4
45	45	3 1/4	G	5
46	46	3 3/4	H	6
47	47	4	H 1/2	7
48	48	4 1/2	I 1/2	8
49	49	4 3/4	J 1/2	9
50	50	5 1/4	K	10
51	51	5 3/4	L	11
52	52	6	L 1/2	12
53	53	6 1/4	M 1/2	13
54	54	6 3/4	N 1/2	14
55	55	7 1/4	O	15
56	56	7 1/2	P	16
57	57	8	P 1/2	17
58	58	8 1/4	Q 1/2	18
59	59	8 3/4	R	19
60	60	9	S	20
61	61	9 1/2	S 1/2	21
62	62	10	T 1/2	22
63	63	10 1/4	U 1/2	23
64	64	10 3/4	V	24
65	65	11	W	25
66	66	11 1/2	W 1/2	26
67	67	11 3/4	X 1/2	27
68	68	12 1/4	Z	28
69	69	12 1/2	Z 1/2	29
70	70	13		30
71	71	13 1/4		31

NECKLACE / CHAIN SIZE GUIDE



NECKLACE / CHAIN SIZE IN CM

WORN

42-45 CM	WORN CLOSE TO THE NECK. SUITABLE FOR SMALL PENDANTS AND SOLITAIRES.
50-60 CM	WORN AT THE BUST LINE. SUITABLE FOR LARGER PENDANTS.
70-80 CM	WORN BELOW THE BUST LINE, OR AS A DOUBLE STRAND.
90-100 CM	LONG CHAIN, WORN AS A DOUBLE STRAND OR FOR PENDANTS CLOSE TO THE BELLY.
100+ CM	EXTRA LONG CHAINS UPON REQUEST

BRACELET SIZE GUIDE

TO ENSURE ACCURATE SIZING AND A PERFECT FIT FOR YOUR BRACELET, WE RECOMMEND THE FOLLOWING METHOD:

1. TAKE A STRING OR A FLEXIBLE MEASURING TAPE.
2. GENTLY WRAP IT AROUND YOUR WRIST, ENSURING IT SITS COMFORTABLY WITHOUT BEING TOO TIGHT OR TOO LOOSE.
3. MARK OR NOTE THE POINT WHERE THE STRING OR TAPE MEETS ITSELF.
4. LAY THE STRING OR TAPE FLAT AND MEASURE THE MARKED LENGTH TO DETERMINE YOUR WRIST CIRCUMFERENCE.
5. BASED ON YOUR PREFERENCE, SELECT THE DESIRED FIT—WHETHER YOU PREFER A SNUG OR SLIGHTLY LOOSE BRACELET.

BY FOLLOWING THIS METHOD, YOU'LL BE ABLE TO CHOOSE THE IDEAL SIZE FOR YOUR BRACELET, ENSURING BOTH COMFORT AND STYLE.

SIZES	LENGTH (INCHES)	LENGTH (CM)
S	6,0 - 6,4	15,1 - 16,3
M	6,5 - 6,9	16,4 - 17,5
L	7,0 - 7,5	17,6 - 19,0
XL	7,6 - 8,1	19,1 - 20,5
XXL	8,2 - 8,7	20,6 - 22,0